

Election Commissioner

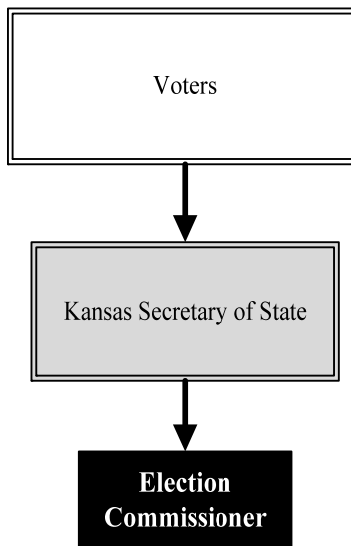
Mission: To conduct elections and enfranchise all eligible Sedgwick County citizens, giving them the opportunity to register to vote and participate in accessible, transparent, and secure elections.

Laura Rainwater
Sedgwick County Election Commissioner
 510 N. Main St., Suite 101
 Wichita, KS 67203
 316.660.7100
laura.rainwater@sedgwick.gov

Overview

The Election Commissioner, who is appointed by the Kansas Secretary of State, oversees all voter registration and elections within Sedgwick County. Many Kansas statutes relate to the conduct of elections, but the primary statutes governing elections are found in Chapter 25 of the Kansas Statutes. Statutes specifically outlining the main duties and responsibilities of the Election Commissioner are in Kansas Statutes 19-3419 through 19-3439.

To make the election process flow as smoothly as possible and to accomplish the goals and the mission of the Election Commissioner, the Election Office receives valuable support from the County. This financial, logistical, personnel, and technical support is received from the Board of County Commissioners (BOCC), the County Manager, and other County departments.



Strategic Goals:

- Enhance public trust through continued responsiveness, professionalism, increased transparency, and purposeful communication
- Strengthen logistical resources to ensure the continuation of efficient, secure, and accessible elections
- Provide for continuity of internal operations

Highlights

- The Election Office administered five elections in 2024, including the first Presidential Preference Primary since 1992
- Over 1,000 board workers were hired for advance and election day voting in 2024 to ensure that all eligible Sedgwick County Citizens had the opportunity to cast their vote in an election
- The Election Office launched the first “I Voted” sticker contest in the State of Kansas with 127 entries received from students in grades six through 12



Accomplishments and Strategic Results

Accomplishments

The Election Office currently serves over 344,000 registered voters in Sedgwick County and had the following accomplishments in 2024:

- added five additional Election Day polling sites and four early voting centers;
- hired over 1,000 board workers to effectively manage increased turnout and extended early voting duration;
- completed physical security enhancements with grant funding awarded from the Kansas Secretary of State; and
- processed 394 candidate filings by the filing deadline.

Strategic Results

Strategic results for the Election Commissioner included the following measures in 2024:

- the Election Office conducted two regular elections and three special elections. Turnout for the 2024 primary election was 10.2 percent and turnout for the 2024 general election was 62.9 percent;
- Election Office logistical staff managed over 1,600 voting machines and pieces of election equipment. Logistical management allowed for 98.0 percent of equipment to be considered ready and deployable, exceeding the goal of 95.0 percent;
- the Election Office processed over 75,000 voter registrations, including more than 17,000 new registrations and 58,000 updates to existing registrations; and
- staff from the Election Office attended 12 outreach events to promote voter registration and enhance public trust, which exceeded the goal of attending ten outreach events each year.

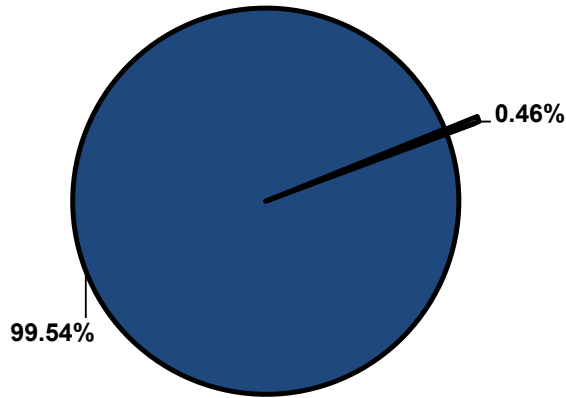


Significant Budget Adjustments

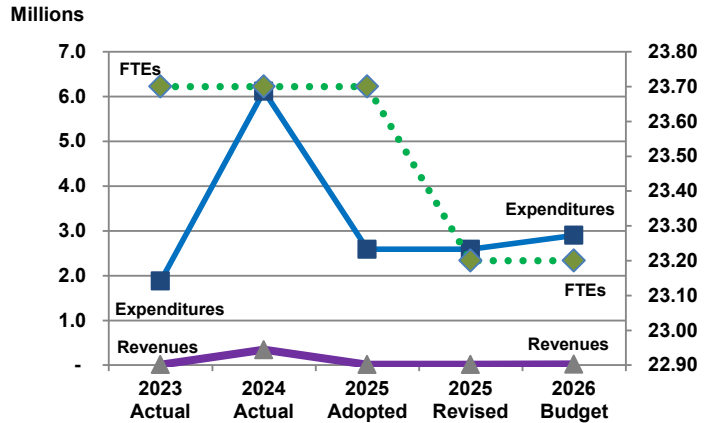
Significant adjustments to the Election Commissioner's 2026 budget include an increase in personnel for the 2026 gubernatorial election (\$241,200).

Departmental Graphical Summary

Election Commissioner
Percent of Total County Operating Budget



Expenditures, Program Revenue & FTEs
All Operating Funds



Budget Summary by Category

	2023 Actual	2024 Actual	2025 Adopted	2025 Revised	2026 Budget	Amount Chg '25 Rev.-'26	% Chg '25 Rev.-'26
Expenditures							
Personnel	1,225,657	2,093,641	1,725,898	1,725,898	2,034,683	308,785	17.89%
Contractual Services	562,709	947,658	746,212	746,212	748,168	1,956	0.26%
Debt Service	-	-	-	-	-	-	-
Commodities	35,078	170,845	115,000	115,000	115,000	-	0.00%
Capital Improvements	-	-	-	-	-	-	-
Capital Equipment	54,735	16,920	-	-	-	-	-
Interfund Transfers	-	2,888,557	-	-	-	-	-
Total Expenditures	1,878,179	6,117,622	2,587,110	2,587,110	2,897,851	310,740	12.01%
Revenues							
Tax Revenues	-	-	-	-	-	-	-
Licenses and Permits	-	-	-	-	-	-	-
Intergovernmental	-	37,163	-	-	-	-	-
Charges for Services	9,292	12,431	9,406	9,406	12,552	3,145	33.44%
All Other Revenue	2,463	292,974	2,546	2,546	4,691	2,145	84.27%
Total Revenues	11,756	342,568	11,952	11,952	17,243	5,291	44.26%
Full-Time Equivalent (FTEs)							
Property Tax Funded	23.70	23.70	23.70	23.20	23.20	-	0.00%
Non-Property Tax Funded	-	-	-	-	-	-	-
Total FTEs	23.70	23.70	23.70	23.20	23.20	-	0.00%

Budget Summary by Fund

Fund	2023 Actual	2024 Actual	2025 Adopted	2025 Revised	2026 Budget	Amount Chg '25 Rev.-'26	% Chg '25 Rev.-'26
General Fund	1,878,179	6,076,330	2,587,110	2,587,110	2,897,851	310,740	12.01%
Miscellaneous Grants	-	41,292	-	-	-	-	-
Total Expenditures	1,878,179	6,117,622	2,587,110	2,587,110	2,897,851	310,740	12.01%

Significant Budget Adjustments from Prior Year Revised Budget

	Expenditures	Revenues	FTEs
Increase in personnel for 2026 gubernatorial election	241,200		
Total	241,200	-	-

Budget Summary by Program

Program	Fund	2023 Actual	2024 Actual	2025 Adopted	2025 Revised	2026 Budget	% Chg '25 Rev.-'26	25-'26 FTEs
Administration	110	934,581	4,222,132	1,358,249	1,358,249	1,361,299	0.22%	14.00
Election Operations	110	943,597	1,854,198	1,228,862	1,228,862	1,536,552	0.00%	9.20
Physical Security Grant	279	-	41,292	-	-	-	0.00%	-
Total		1,878,179	6,117,622	2,587,110	2,587,110	2,897,851	12.01%	23.20

Personnel Summary by Fund

Position Titles	Fund	Grade	Budgeted Compensation Comparison			FTE Comparison		
			2025 Adopted	2025 Revised	2026 Budget	2025 Adopted	2025 Revised	2026 Budget
Election Commissioner	110	APPOINT	104,573	109,801	109,801	1.00	1.00	1.00
Chief Deputy Election Comm.	110	GRADE 67	80,691	84,726	84,726	1.00	1.00	1.00
Deputy Election Commissioner	110	GRADE 64	74,436	78,158	78,158	1.00	1.00	1.00
Warehouse Supervisor	110	GRADE 59	54,610	57,325	57,325	1.00	1.00	1.00
Technology Supervisor	110	GRADE 59	54,588	57,304	57,304	1.00	1.00	1.00
Senior Administrative Officer	110	GRADE 59	53,689	56,368	56,368	1.00	1.00	1.00
Management Analyst I	110	GRADE 59	49,853	52,354	52,354	1.00	1.00	1.00
Senior Election Specialist	110	GRADE 56	45,527	47,798	47,798	1.00	1.00	1.00
Election Specialist	110	GRADE 55	169,921	178,422	178,422	4.00	4.00	4.00
Administrative Support VI	110	GRADE 57	91,480	94,557	94,557	2.00	2.00	2.00
Warehouse Specialist	110	GRADE 53	-	37,918	37,918	-	1.00	1.00
Poll Worker	110	ELECT	391,461	391,461	391,461	6.80	6.80	6.80
Temp Office-Administrative	110	EXCEPT	53,627	25,921	25,921	2.90	1.40	1.40
Subtotal					1,272,113			
Add:								
Budgeted Personnel Savings					-			
Compensation Adjustments					325,972			
Overtime/On Call/Holiday Pay					1,375			
Benefits					435,222			
Total Personnel Budget					2,034,683	23.70	23.20	23.20

• Administration

The Election Commissioner is appointed by the Kansas Secretary of State for a four-year term. The Office is responsible for registering citizens to vote, negotiating with other entities for polling location arrangements, organizing and scheduling employees and volunteers to staff polling places for elections, providing advance ballots, and tabulating the results of voting. Indirect costs for the election process are funded from this program.

Fund(s): County General Fund 110

Expenditures	2023 Actual	2024 Actual	2025 Adopted	2025 Revised	2026 Budget	Amnt. Chg. '25 - '26	% Chg. '25 - '26
Personnel	841,706	1,238,744	1,217,030	1,217,030	1,223,075	6,045	0.5%
Contractual Services	82,890	90,508	131,218	131,218	128,224	(2,994)	-2.3%
Debt Service	-	-	-	-	-	-	0.0%
Commodities	9,985	8,452	10,000	10,000	10,000	-	0.0%
Capital Improvements	-	-	-	-	-	-	0.0%
Capital Equipment	-	-	-	-	-	-	0.0%
Interfund Transfers	-	2,884,428	-	-	-	-	0.0%
Total Expenditures	934,581	4,222,132	1,358,249	1,358,249	1,361,299	3,051	0.2%
Revenues							
Taxes	-	-	-	-	-	-	0.0%
Intergovernmental	-	-	-	-	-	-	0.0%
Charges For Service	-	105	-	-	111	111	0.0%
All Other Revenue	-	-	-	-	-	-	0.0%
Total Revenues	-	105	-	-	111	111	0.0%
Full-Time Equivalents (FTEs)	14.00	14.00	14.00	14.00	14.00	-	0.0%

• Election Operations

This program is established to capture the direct costs associated with conducting annual elections. The largest expense is for Election Day board worker salaries and mileage. These employees are hired on a temporary basis prior to, during, and after the election. Also included is printing of ballots, payment to polling places, set up and delivery of voting machines, administrative costs, voter registration, and voter outreach. This program also captures the revenue generated by fees candidates pay to file for election and reimbursements received for special elections.

Fund(s): County General Fund 110

Expenditures	2023 Actual	2024 Actual	2025 Adopted	2025 Revised	2026 Budget	Amnt. Chg. '25 - '26	% Chg. '25 - '26
Personnel	383,951	854,897	508,868	508,868	811,608	302,740	59.5%
Contractual Services	479,819	857,151	614,994	614,994	619,944	4,950	0.8%
Debt Service	-	-	-	-	-	-	0.0%
Commodities	25,093	121,101	105,000	105,000	105,000	-	0.0%
Capital Improvements	-	-	-	-	-	-	0.0%
Capital Equipment	54,735	16,920	-	-	-	-	0.0%
Interfund Transfers	-	4,129	-	-	-	-	0.0%
Total Expenditures	943,597	1,854,198	1,228,862	1,228,862	1,536,552	307,690	25.0%
Revenues							
Taxes	-	-	-	-	-	-	0.0%
Intergovernmental	-	-	-	-	-	-	0.0%
Charges For Service	9,292	12,326	9,406	9,406	12,440	3,034	32.3%
All Other Revenue	2,463	288,844	2,546	2,546	4,691	2,145	84.3%
Total Revenues	11,756	301,170	11,952	11,952	17,131	5,179	43.3%
Full-Time Equivalents (FTEs)	9.70	9.70	9.70	9.20	9.20	-	0.0%

Physical Security Grant

In 2023, the Kansas Secretary of State's Office announced the Physical Security Grant Program for the express purpose of facilitating upgrades and improvements to each of the 105 county election offices. The upgrades and improvements were in areas of physical security of election equipment, ballots, election offices, and staff. The Election Office was awarded grant funds to upgrade the physical security of Sedgwick County election equipment and election spaces in 2024.

Fund(s): Miscellaneous Grants 279							
Expenditures	2023 Actual	2024 Actual	2025 Adopted	2025 Revised	2026 Budget	Amnt. Chg. '25 - '26	% Chg. '25 - '26
Personnel	-	-	-	-	-	-	0.0%
Contractual Services	-	-	-	-	-	-	0.0%
Debt Service	-	-	-	-	-	-	0.0%
Commodities	-	41,292	-	-	-	-	0.0%
Capital Improvements	-	-	-	-	-	-	0.0%
Capital Equipment	-	-	-	-	-	-	0.0%
Interfund Transfers	-	-	-	-	-	-	0.0%
Total Expenditures	-	41,292	-	-	-	-	0.0%
Revenues							
Taxes	-	-	-	-	-	-	0.0%
Intergovernmental	-	37,163	-	-	-	-	0.0%
Charges For Service	-	-	-	-	-	-	0.0%
All Other Revenue	-	4,129	-	-	-	-	0.0%
Total Revenues	-	41,292	-	-	-	-	0.0%
Full-Time Equivalentents (FTEs)	-	-	-	-	-	-	0.0%